





研究教育支援センター所管遠心機一覧

★ 遠心機のご利用は実験室利用登録が必要です。初めてご利用になる方は、ご利用前に担当職員までご連絡ください。






The following centrifuges are for use by registered users of the experimental room only. Please contact the staff in charge before first using.

★ 高速冷却遠心機 Avanti JXN-26 は操作講習の受講者のみご利用いただけます。

Please be sure to take the operation training before using the high-speed centrifuge "Avanti JXN-26".

	Model	Rotor	Tube volume (mL)	No. of tube	Max. RPM	Max. G	Cooling	Accelerator	Room No.
高速冷却遠心機 High-Speed Centrifuge									
	Beckman Coulter Avanti JXN-26	JLA-9.1000	1000*	4	9,000	16,800	○	○	310
		JA-25.50	50*	8	25,000	75,600			
		JA-14.50	50	16	14,000	35,000			
*:専用チューブの貸出あり You can borrow the dedicated tubes.									
微量冷却遠心機 Microcentrifuge									
	Tomy Seiko MX-307	TMA-300/ AR510-04	50	4	15,000	20,380	○	only soft brake	310
			15	4					
		TMA-300/ AR015-24	1.5/2.0	24 x 2					
卓上多本架遠心機 Low-Speed Centrifuge									
	Tomy Seiko LCX-100	TS-7C (Swing type)	50	4	3,500	2,160	-	○	310
			15	16		2,370			
		TS-4C (Swing type)	Microplate	4	1,800	510			
微量冷却遠心機 Microcentrifuge									
	Thermo Fisher Scientific Sorvall ST 8FR	Microtube rotor	1.5/2.0	30	14,000	21,694	○	○	305d

以下の小型遠心機もご利用いただけます。 The following mini centrifuges are also available.

	Tomy Seiko Multi Spin	MA-1	1.5/2.0	8	6,000	2,960	-	-	204
		PA-1	0.2 (8-strip pcr tubes)	2 lines	6,200	2,690			
	LMS MCF-2360	-	1.5/2.0	6	6,600	2,000	-	-	305d
		-	0.2 (8-strip pcr tubes)	2 lines	6,300	2,200			
	Tomy Seiko One Spin	-	1.5/2.0	4	4,000	950	-	-	305d
	Thermo Fisher Scientific mySPIN6	-	1.5/2.0	6	6,000	2,000	-	-	307a
		-	0.2 (8-strip pcr tubes)	2 lines					
	MILLIPORE CHIBITAN-R XX42CF	-	1.5/2.0	6	6,200	2,000	-	-	309b